
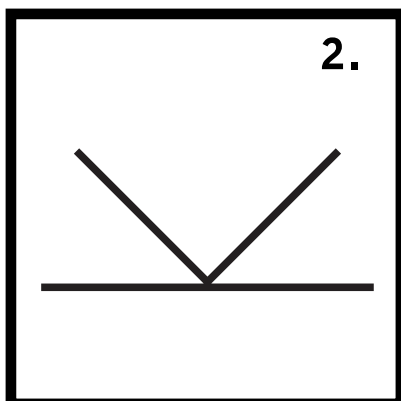


SHELL-CLAD STAND ATTACHMENTS

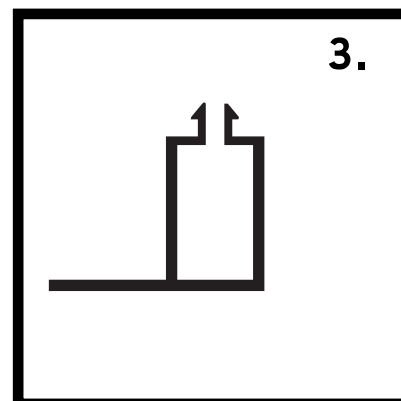
Please refer to your Shell-Clad installation instructions for the positioning of these components.



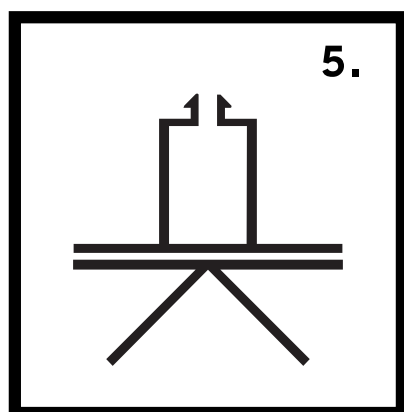
1. Standard Shell-Clad clip



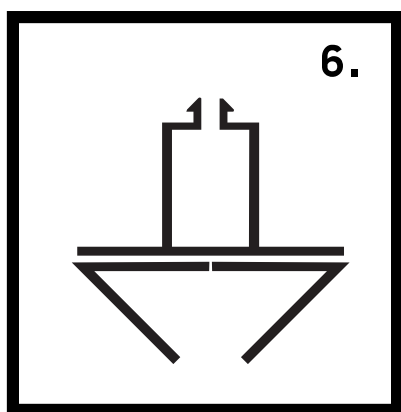
2. Standard Shell-Clad corner adaptor




3. Short end Shell-Clad clip



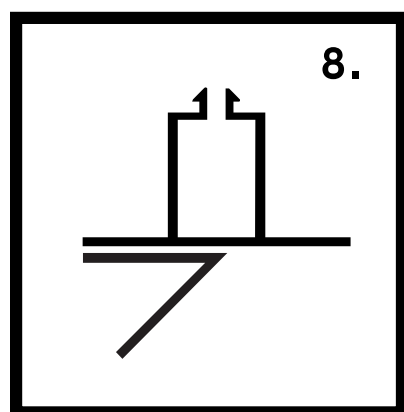
5. Internal corner (90°) assembly



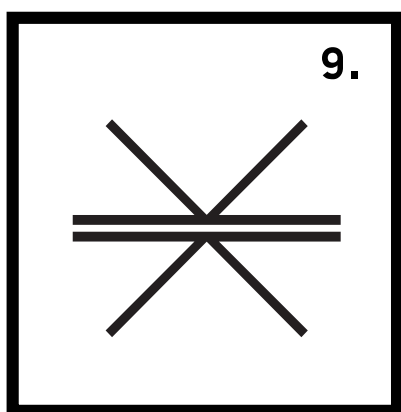
6. External corner (90°) assembly




7. Non-return corner assembly



8. Diagonal corner (135°) assembly



9. Floating corner X assembly



10. Non-return / box section

WARNING: Shell-Clad is designed to attach graphics and similar lightweight materials to a shell scheme. Do not attempt to hang heavy objects with Shell-Clad.

DISCLAIMER: THE MANUFACTURER OF SHELL-CLAD TAKES NO RESPONSIBILITY FOR THE MIS-USE OR INCORRECT USE OF THIS PRODUCT.

For further information, please contact Shell-Clad Ltd. direct.

IT'S ALL ABOUT IMPACT • www.shell-clad.com

 SHELL-CLAD®